

# Dayboro State School

58 McKenzie Street, Dayboro 4521

Telephone (07) 3425 6111

Principal: Gabrielle Douglas

Deputy Principal: Karen Ryan


























*Celebrating 150 years of quality education in 2024*

18th January, 2024

## Dayboro State School App List 2024

The apps listed below are the core apps that will be used throughout this year. If your child has their own device, all apps listed are to be installed on your child's device by Friday February 10th, 2024.

Teachers may request additional apps throughout the year which will be specific to their classroom. All changes will be communicated to families.

Apps for Learning			
Microsoft Company Portal Free 	One Drive * Free with student's email 	Outlook * Free with student's email 	Microsoft OneNote * Free with student's email 
Microsoft Edge Free 	Microsoft Teams Free 		
Microsoft Word * Free with student's email 	Microsoft PowerPoint * Free with student's email 	Microsoft Excel * Free with student's email 	Stop Motion Studio Free 
Pages Free 	Keynote Free 	Numbers Free 	iMovie Free 
Sora, by Overdrive Free 	Mathletics Student Free 	Book Creator for iPad \$5.99 	Sketches School Free 
Apple Notes Free 	Canvas Student Free 	Clips Free 	
Coding			
LEGO Spike Free 	Sphero Edu Free 		

# Dayboro State School

58 McKenzie Street, Dayboro 4521

Telephone (07) 3425 6111

Principal: Gabrielle Douglas

Deputy Principal: Karen Ryan



*Celebrating 150 years of quality education in 2024*

## **Installing and Managing Apps at home:**

Parents are responsible for the purchase of all required school apps, as well as ensuring the device and apps are regularly updated. Once the apps are purchased, they are the property of the purchaser (parent/student).

Student iPads need to have Intune installed to ensure full functionality while at school. Intune is a secure mobile management system that allows students to use school Wi-Fi, emails, learning applications and websites on personal devices. Please have your student MIS ID, email address, and password in order to successfully complete the installation. Further information about setting up student iPads for use on the Education Queensland network can be found on the school's webpage: <https://dayboross.eq.edu.au/curriculum/bring-your-own-device> .

Family Sharing makes it easy for up to six family members to share iTunes, iBooks and App Store purchases and iCloud storage plan. Your family can also share a photo album, calendar, reminders and even help locate each other's missing devices. Please be aware of enabling photo sharing across devices as this can impact storage space. To participate in Family Sharing, all family members must have their own Apple ID. Children under 13 cannot create an Apple ID on their own. However, as a parent or legal guardian, the family organiser can provide verified parental consent for a child to have their own Apple ID, then create it on the child's behalf. If your child already has an Apple ID, you can update their email address, date of birth, security questions and more. When you create an Apple ID for a child, it will be added to your family group automatically. To view more information on Family Sharing or how to set it up, please follow this link:

<https://support.apple.com/en-gb/HT201088>

\*All Queensland state school students can download a free copy of the latest Microsoft Office suite to their personal home computer or iPad.

To download the Office suite on a personal PC or Mac, head to [portal.office.com](http://portal.office.com) and sign in using student email and password. Click the 'Install Office' button on the right-hand side of the page and follow the prompts. To download on an iPad, download each Office app from the Apple app store, and then sign into one of the installed Office apps using student email and password to activate. Student email address is **EQ username@eq.edu.au** (E.g. student1@eq.edu.au).

Students who do not know their username or need assistance with their password should contact their classroom teacher.