

























20 October, 2025

## Dayboro State School App List 2026

The apps listed below are the core apps that will be used throughout this year. If your child has their own device, all apps listed are to be installed on your child's device by Monday February 2nd, 2026.

The Microsoft Company Portal App - is crucial as it allows the school to manage and deploy necessary applications. Teachers may request additional apps throughout the year which will be specific to their classroom. All changes will be communicated to families.

Apps for Learning							
Microsoft Company Portal Free		One Drive * Free with student's email		Outlook * Free with student's email		Microsoft OneNote * Free with student's email	
Microsoft Edge Free		Microsoft Teams Free					
Microsoft Word * Free with student's email		Microsoft PowerPoint * Free with student's email		Microsoft Excel * Free with student's email		Stop Motion Studio Free	
Pages Free		Keynote Free		Numbers Free		iMovie Free	
Sora, by Overdrive Free		Mathletics Student Free		Book Creator for iPad \$5.99		Sketchbook Free	
Apple Notes Free		Canvas Student Free					
Coding							
LEGO Spike Free		Sphero Edu Free					



# Dayboro State School

## Cultivating Knowledge

A: 58 McKenzie Street Dayboro Qld 4521  
P: (07) 3425 6111 | E: [admin@dayboross.eq.edu.au](mailto:admin@dayboross.eq.edu.au)

### *Installing and Managing Apps at home:*

Parents are responsible for the purchase of all required school apps, as well as ensuring the device and apps are regularly updated. Once the apps are purchased, they are the property of the purchaser (parent/student).

Student iPads need to have Intune installed to ensure full functionality while at school. Intune is a secure mobile management system that allows students to use school Wi-Fi, emails, learning applications and websites on personal devices. Please have your student MIS ID, email address, and password in order to successfully complete the installation. Further information about setting up student iPads for use on the Education Queensland network can be found on the school's webpage: <https://dayboross.eq.edu.au/curriculum/bring-your-own-device> .

Family Sharing makes it easy for up to six family members to share iTunes, iBooks and App Store purchases and iCloud storage plan. Your family can also share a photo album, calendar, reminders and even help locate each other's missing devices. Please be aware of enabling photo sharing across devices as this can impact storage space. To participate in Family Sharing, all family members must have their own Apple ID. Children under 13 cannot create an Apple ID on their own. However, as a parent or legal guardian, the family organiser can provide verified parental consent for a child to have their own Apple ID, then create it on the child's behalf. If your child already has an Apple ID, you can update their email address, date of birth, security questions and more. When you create an Apple ID for a child, it will be added to your family group automatically. To view more information on Family Sharing or how to set it up, please follow this link:

<https://support.apple.com/en-gb/HT201088>

\*All Queensland state school students can download a free copy of the latest Microsoft Office suite to their personal home computer or iPad.

To download the Office suite on a personal PC or Mac, head to [portal.office.com](http://portal.office.com) and sign in using student email and password. Click the 'Install Office' button on the right-hand side of the page and follow the prompts. To download on an iPad, download each Office app from the Apple app store, and then sign into one of the installed Office apps using student email and password to activate. Student email address is *EQ username@eq.edu.au* (e.g. *student1@eq.edu.au*).

Students who do not know their username or need assistance with their password should contact their classroom teacher.